

























































20 100m Backstroke Women Heat































Official

 Entries
  Heats
  Summary

Total
 Open
 17-18 years
 13 and older

| Rank | Competitor | Age | Club | RT | PTS | Result | |
|------|--|-----|---|------|-----|--|----|
| 1 |  Glintmeyer ... | 16 |  Coast Swi... | 0.67 | | 1:00.84 Entry: 1:01.31 -0.47 | QA |
| | 50m: 29.65 | | 100m: 1:00.84 (31.19) | | | | |
| 2 |  George Am... | 20 |  Coast Swi... | 0.63 | | 1:00.95 Entry: 1:00.10 +0.85 | QA |
| | 50m: 29.00 | | 100m: 1:00.95 (31.95) | | | | |
| 3 |  Whineray T... | 20 |  North Shor... | 0.69 | | 1:01.59 Entry: 1:03.39 -1.80 | QA |
| | 50m: 30.19 | | 100m: 1:01.59 (31.40) | | | | |
| 4 |  Martin Sav... | 19 |  Coast Swi... | 0.60 | | 1:01.66 Entry: 1:01.05 +0.61 | QA |
| | 50m: 29.79 | | 100m: 1:01.66 (31.87) | | | | |
| 5 |  Gibson Isa... | 19 |  Club 37 | 0.59 | | 1:02.34 Entry: 1:01.41 +0.93 | QA |
| | 50m: 30.08 | | 100m: 1:02.34 (32.26) | | | | |
| 6 |  McCarthy ... | 22 |  Hamilton Aq... | 0.72 | | 1:03.58 Entry: 1:02.89 +0.69 | QA |
| | 50m: 31.12 | | 100m: 1:03.58 (32.46) | | | | |
| 7 |  Welsh Jesse | 21 |  Club 37 | 0.67 | | 1:04.02 Entry: 1:01.77 +2.25 | QA |
| | 50m: 31.06 | | 100m: 1:04.02 (32.96) | | | | |
| 8 |  Abdou Hanna | 18 |  Wharenui S... | 0.61 | | 1:04.72 Entry: 1:02.54 +2.18 | QA |
| | 50m: 31.79 | | 100m: 1:04.72 (32.93) | | | | |
| 9 |  Peebles Liv | 19 |  North Shor... | 0.66 | | 1:04.75 Entry: 1:03.06 +1.69 | QC |
| | 50m: 31.83 | | 100m: 1:04.75 (32.92) | | | | |
| 10 |  Quayle Bridie | 16 |  Wharenui S... | 0.73 | | 1:05.26 Entry: 1:04.34 +0.92 | QC |
| | 50m: 31.94 | | 100m: 1:05.26 (33.32) | | | | |
| 11 |  Asiata Dani... | 18 |  HPK Howick Pak... | 0.54 | | 1:05.67 Entry: 1:04.42 +1.25 | QB |
| | 50m: 31.40 | | 100m: 1:05.67 (34.27) | | | | |
| 12 |  Lyles Jade | 14 |  Phoenix Aq... | 0.65 | | 1:05.76 Entry: 1:05.44 +0.32 | QC |
| | 50m: 31.98 | | 100m: 1:05.76 (33.78) | | | | |

| | | | | | | |
|----|--|----|--|------|---------------------------------|----|
| 13 |  van Veldhui... | 17 |  Heretaunga... | 0.60 | 1:06.36 Entry: 1:03.67 +2.69 | QB |
| | 50m: 32.03 | | 100m: 1:06.36 (34.33) | | | |
| 14 |  McBride Ry... | 17 |  Wharenui S... | 0.58 | 1:06.75 Entry: 1:05.17 +1.58 | QB |
| | 50m: 31.80 | | 100m: 1:06.75 (34.95) | | | |
| 15 |  McLaren K... | 17 |  Trojans Swi... | 0.71 | 1:06.96 Entry: 1:06.84 +0.12 | QB |
| | 50m: 32.70 | | 100m: 1:06.96 (34.26) | | | |
| 16 |  Laban (V) ... | 17 |  Howick Pak... | 0.67 | 1:07.08 Entry: 1:06.66 +0.42 | QB |
| | 50m: 32.32 | | 100m: 1:07.08 (34.76) | | | |
| 17 |  Miller Xanthe | 17 |  United Swi... | 0.68 | 1:07.13 Entry: 1:06.79 +0.34 | QB |
| | 50m: 32.36 | | 100m: 1:07.13 (34.77) | | | |
| 18 |  Cole Charl... | 19 |  Heretaunga... | 0.65 | 1:07.42 Entry: 1:07.60 -0.18 | QC |
| | 50m: 32.24 | | 100m: 1:07.42 (35.18) | | | |
| 19 |  Liu Arissa | 15 |  Phoenix Aq... | 0.60 | 1:07.97 Entry: 1:05.16 +2.81 | QC |
| | 50m: 32.40 | | 100m: 1:07.97 (35.57) | | | |
| 20 |  Scott Anabel | 17 |  Swim Timaru | 0.62 | 1:08.02 Entry: 1:06.59 +1.43 | QB |
| | 50m: 32.82 | | 100m: 1:08.02 (35.20) | | | |
| 21 |  Morgan Sta... | 18 |  Triton Swim... | 0.69 | 1:08.04 Entry: 1:06.78 +1.26 | QB |
| | 50m: 32.64 | | 100m: 1:08.04 (35.40) | | | |
| 22 |  Stringer Pa... | 16 |  Hamilton Aq... | 0.64 | 1:08.16 Entry: 1:06.43 +1.73 | QC |
| | 50m: 32.37 | | 100m: 1:08.16 (35.79) | | | |
| 23 |  Wyatt Hayley | 14 |  Coast Swi... | 0.67 | 1:08.19 Entry: 1:08.40 -0.21 | QC |
| | 50m: 33.40 | | 100m: 1:08.19 (34.79) | | | |
| 24 |  Stanford H... | 17 |  Trojans Swi... | 0.63 | 1:08.35 Entry: 1:05.70 +2.65 | QC |
| | 50m: 32.65 | | 100m: 1:08.35 (35.70) | | | |
| 25 |  Cain-Townl... | 17 |  Nelson Sou... | 0.69 | 1:08.38 Entry: 1:10.00 -1.62 | |
| | 50m: 33.07 | | 100m: 1:08.38 (35.31) | | | |
| 26 |  Grenfell An... | 17 |  Nelson Sou... | 0.71 | 1:09.00 Entry: 1:09.01 -0.01 | |
| | 50m: 34.05 | | 100m: 1:09.00 (34.95) | | | |
| 27 |  Wallace E... | 19 |  Pukekohe ... | 0.58 | 1:09.01 Entry: 1:08.72 +0.29 | |
| | 50m: 32.85 | | 100m: 1:09.01 (36.16) | | | |

| | | | | | |
|----|--|----|---|------|---|
| 28 |  McLaren A... | 17 |  Trojans Swi... | 0.66 | 1:09.08 Entry: 1:08.08 +1.00 |
| | 50m: 33.32 | | 100m: 1:09.08 (35.76) | | |
| 28 |  Ennor Zoe | 18 |  Heretaunga... | 0.60 | 1:09.08 Entry: 1:06.64 +2.44 |
| | 50m: 32.96 | | 100m: 1:09.08 (36.12) | | |
| 30 |  Shaw Vivie... | 17 |  Jasi Swim ... | 0.61 | 1:09.71 Entry: 1:09.28 +0.43 |
| | 50m: 33.86 | | 100m: 1:09.71 (35.85) | | |
| 31 |  Smith Pene | 17 |  Aquagym S... | 0.63 | 1:10.24 Entry: 1:08.41 +1.83 |
| | 50m: 33.02 | | 100m: 1:10.24 (37.22) | | |
| 32 |  Gardner Sy... | 17 |  Northwave ... | 0.57 | 1:10.49 Entry: 1:09.70 +0.79 |
| | 50m: 33.80 | | 100m: 1:10.49 (36.69) | | |
| 33 |  Bendall Em... | 17 |  Ice Breaker... | 0.63 | 1:11.16 Entry: 1:07.66 +3.50 |
| | 50m: 34.34 | | 100m: 1:11.16 (36.82) | | |
| 34 |  Jarrett Lani | 16 |  St Paul's S... | 0.70 | 1:11.36 Entry: 1:08.78 +2.58 |
| | 50m: 34.39 | | 100m: 1:11.36 (36.97) | | |
| 35 |  Neal Audrey | 17 |  Coast Swi... | 0.73 | 1:11.48 Entry: 1:09.63 +1.85 |
| | 50m: 34.42 | | 100m: 1:11.48 (37.06) | | |
| 36 |  Pratt-Smith... | 17 |  Mt Maunga... | 0.79 | 1:11.50 Entry: 1:09.75 +1.75 |
| | 50m: 33.19 | | 100m: 1:11.50 (38.31) | | |
| 37 |  Park Harriet | 22 |  Heretaunga... | 0.59 | 1:11.57 Entry: 1:09.39 +2.18 |
| | 50m: 33.88 | | 100m: 1:11.57 (37.69) | | |
| 38 |  Loomes Ma... | 18 |  Mt Eden S... | 0.60 | 1:11.91 Entry: 1:09.74 +2.17 |
| | 50m: 33.91 | | 100m: 1:11.91 (38.00) | | |
| 39 |  Rogers Piper | 17 |  Tawa Swim... | 0.58 | 1:12.15 Entry: 1:09.02 +3.13 |
| | 50m: 33.92 | | 100m: 1:12.15 (38.23) | | |
| 40 |  Chaney Talia | 16 |  Pukekohe ... | 0.65 | 1:13.25 Entry: 1:09.76 +3.49 |
| | 50m: 34.26 | | 100m: 1:13.25 (38.99) | | |
| 41 |  Nadilo Marina | 16 |  Nga Tai Tu... | 0.69 | 1:14.22 Entry: 1:08.46 +5.76 |
| | 50m: 35.02 | | 100m: 1:14.22 (39.20) | | |
| - |  Kearns (V) ... | 20 |  Australia | | DNS |